

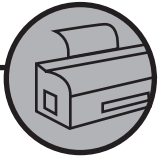


## Weather Jet Tips:




### Loading Machine

- Fan material thoroughly before loading into machine. This helps to aerate and separate sheets that have been compacted during the packaging and shipping process.



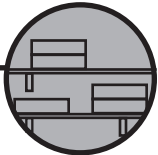
### Printing

- Weather Jet dries rapidly and can be printed on both sides.
- Compatible with most conventional ink-jet printers.
- Not recommended for laser printers or copiers. (Instead, use our waterproof DuraCopy)



### Recyclable

- Recycle weather-jet with general bulk plastics.



### Shelf Life

- To insure a quality product always ready to print, keep it in the original packaging.
- Long Exposure to UV light will cause a slight yellowing of paper.
- Exposure to moisture & humidity prior to printing can compromise the print quality.



### Product Performance

- Weather Jet is an extremely durable synthetic sheet with a high quality matte finish and supple texture.
- The water and fade resistance of ink-jet images will vary depending on inks used.
- The micro-porous Weather Jet stock sets the ink-jet droplets with little gain or swelling.
- Image quality will be slightly muted compared to glossy stocks due to Weather Jet's micro-porous, ink receptive surface.
- Weather Jet can be perforated or hole punched like standard paper.

## FREE FORMS®

Download Free Copies of a variety of 8 1/2" x 11" or loose leaf sized forms. Various grid sheets and common industry templates available so you can easily produce your own all-weather forms with a click.

## ClickBook™

TEMPLATE PRINTING UTILITY

ClickBook™ is a powerful yet easy-to-use printing utility designed to let you print onto pre-designed templates and labels with the push of a button. (Including "Rite in the Rain" Loose Leaf Copier Paper, "DuraRite" Vinyl Labels, and booklets.)

[www.RiteintheRain.com](http://www.RiteintheRain.com)